

Telephone Use in Emergencies

California
Public
Utilities
Commission



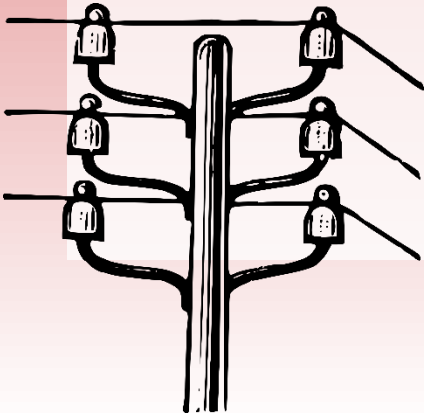
911

- Your telephone can be a life-saver
- You can use it to call for help and to receive calls and messages
- When there is an emergency, everyone in or near the emergency area should avoid using their phones for non-emergencies



Be Prepared for Power Failure

- Purchase a portable radio in case there's a power failure
- Understand that “cordless” style phones that are plugged in into an electrical outlet will not work if there's a power failure
- You may want to purchase a backup battery





Find out if your city or county has an emergency system which will contact residents to alert them about an emergency

- Many of these systems can send text-based messages to communication devices such as TTY's, cell phones and personal digital assistants (PDAs).



Updates During an Emergency

- Only call 9-1-1 once to state your emergency. Please do not call them for updates.
- Use your TV, radio, or talk to your neighbors to receive updates on the emergency




Remember!

- When you use your phone to check on loved ones, please keep the call short
- If your call won't go through, try text messaging on your cell phone



Questions?



**For any questions contact your local
TEAM organization for assistance:
(714)481-9600
Thank you !**

Created by: Intern Jonathan Lucas 2018